

# CREATOR SPACE

Goal: To create a space for older elementary kids to engage with their spirituality through hands on activities geared towards deepening their connection to the divine.



The West wall has two booth nooks for more intimate conversation and work space





Polished concrete floors - super easy to clean and cut costs on flooring



Movable large work tables in middle of the room with stools





**LIGHTING:**

Three pendants lights over work table with general ambient lighting in the room as well.



**ART:**

Functional bible reference artwork as well as places to display their own work



Could do this fun fixture over the sink or in-between the windows



## CEILING:

Open up drop ceiling and expose wood slats and beams underneath



Current hidden ceiling under the drop tiles




Switch out ductwork to something like this exposed ceiling solution.

Or could retain a portion of the drop ceiling like in the pastor offices



East wall features wall to wall storage for easily accessible supplies



IN STORAGE AREA:  
Older kids Bible research area with bibles, reference books, and a beautiful bible map

Art supplies - like quality watercolor paints, colored pencils, trays, crayons, paper, etc.

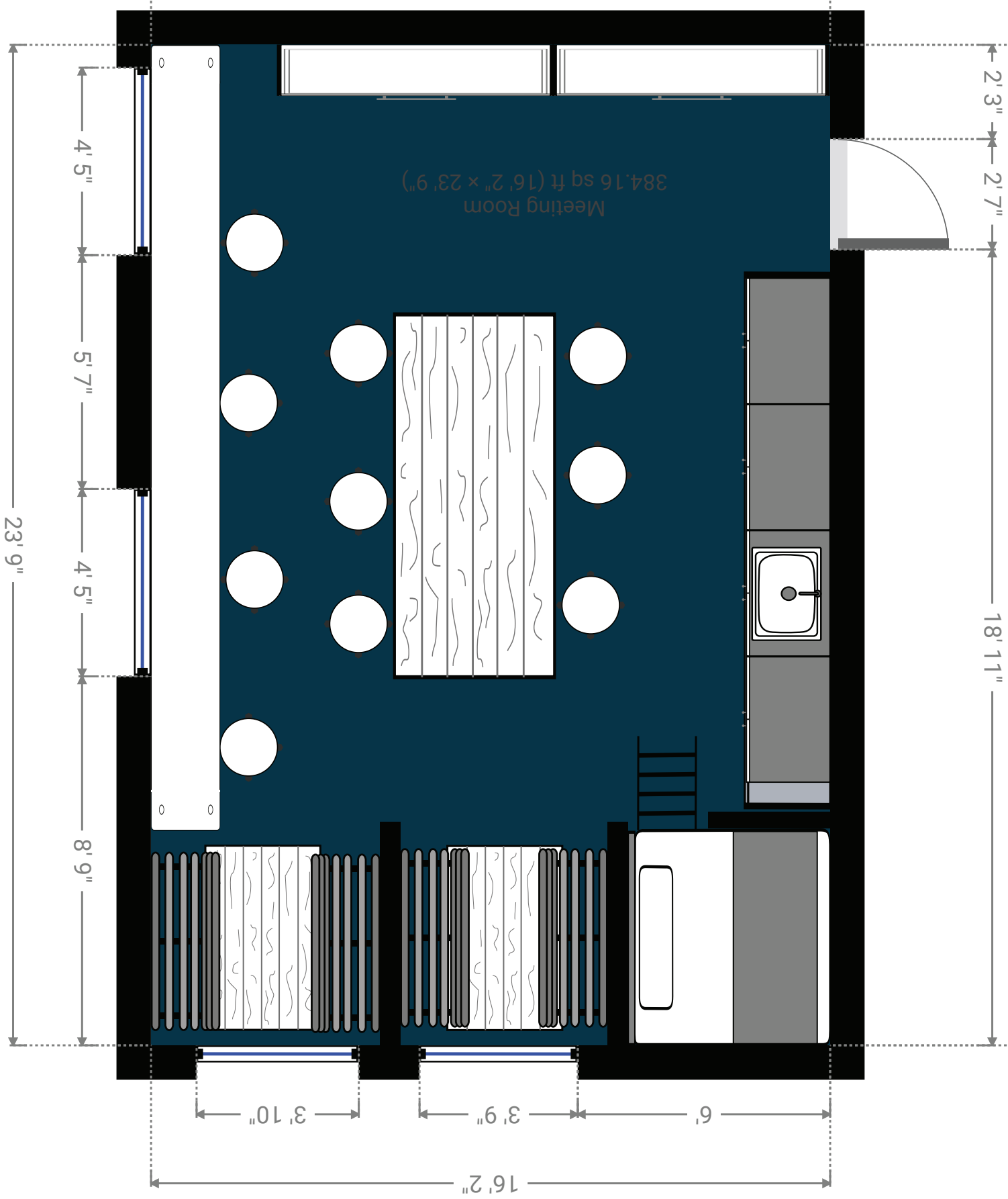
Dramatic play storage - costume chest, props

Handicrafts - weaving, air-dry clay, beads, etc.



Storage wall could have extra built in cozy seating nook

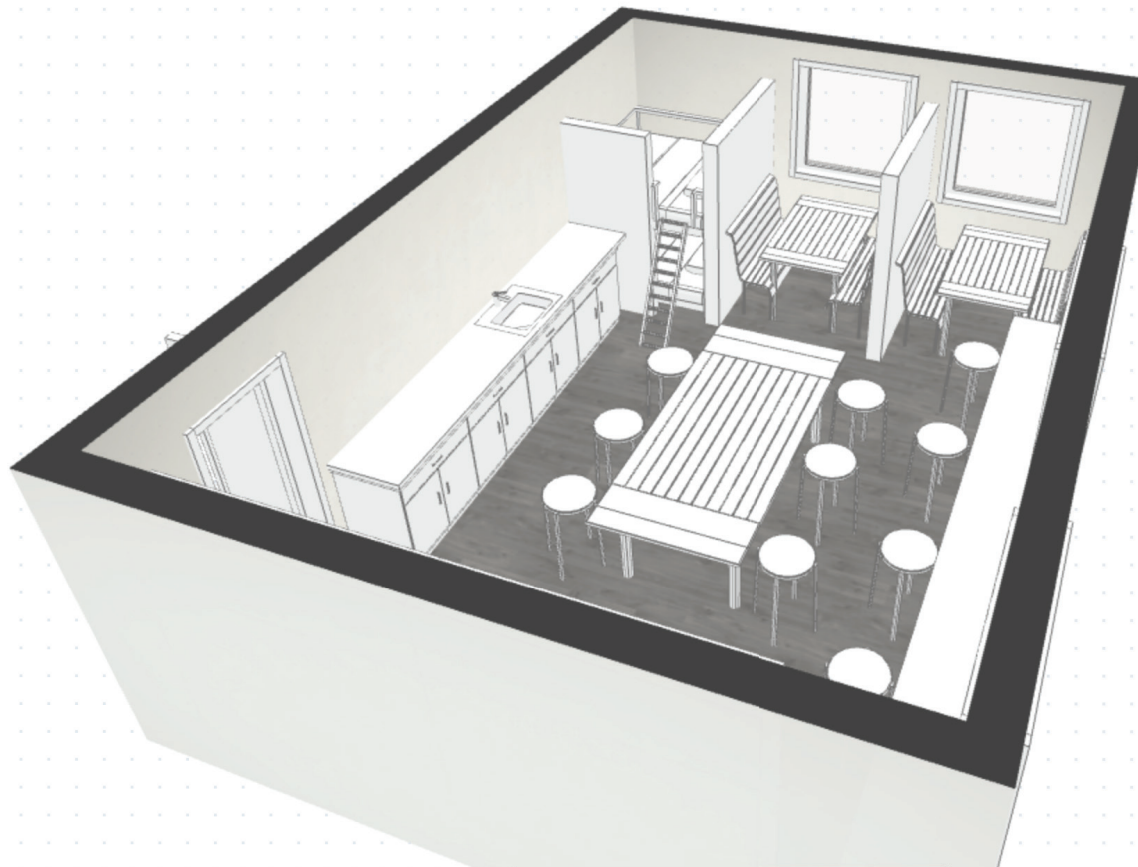
1ST DRAFT of FLOOR PLAN







Rough mock-up of physical layout - structures aren't necessarily stylistically accurate.



## MAKER STATIONS:

Each of these stations would be permanently set up along the north wall where there would be a narrow desk that spans the length. They are geared towards solo-creative engagement.

1. Poetry/Writing - Magnetic chalkboard board with magnetic poetry, quill pens, chalk, nice paper and envelopes, rhyming dictionary, etc.
2. Art Meditation - Water painting board (like a Buddha Board), with sumi bushes/jar of water mounted to the wall
3. Music/Listening - Electronic keyboard set up with headphones
4. Nature - Nature collection area with microscope and places to put nature finds. Could also have field guides and colored pencils for sketching








everything  
is in harmony  
and I am mindful  
of the present  
flowing like a river  
without judgment  
or desire



Meditation space/Fort:  
Booth corner next to sink  
counter becomes a two  
level fort (on floor-plan  
ladder is outside, but it  
would actually be inside the  
nook). Bottom level would  
be a quiet meditation space  
with cozy cushions and  
finger labyrinth mounted on  
the wall.








Top level of corner fort would be a special secret spot to peek down from. The ceiling or the floor could be painted in blue constellation stars in a sort of looking down from the "heavens" space






## WINDOWS:

Design/Install opaque window vinyl decals in something like these beautiful diffused light patterns and colors.





Along the South wall is a full length sink counter with a larger sink and open shelving above for often used supplies like paintbrushes and pencils. Counter also houses a drying rack for artwork with removable trays.



Simple square white tile back splash

